



And District Produce Association

Affiliated to the Royal Horticultural Society and
Kent Federation of Horticultural Societies

SHOW SCHEDULE 2024

57th SPRING SHOW
Saturday 30th March

74th SUMMER SHOW
Saturday 20th July

56th AUTUMN SHOW
Saturday 7th September

Shows open: 2:00pm

Temple Ewell Village Hall

Admission to shows: By donation

COFFEE MORNING Saturday 3rd February 10am

A.G.M. Saturday 19th October 10am



OFFICIALS

PRESIDENT: Ms S Friend

VICE-PRESIDENT: Vacancy

CHAIRPERSON: Mrs E Barlow

VICE-CHAIRPERSON: Jo Graham

Hon. SECRETARY

Jenny Gooderham

Hon. SHOW SECRETARY

Bev Jaconelli
Chestnut Tree Cottage
Crabble Avenue, River

ShowSecretary.TEDPA@gmail.com

Hon. TREASURER

Mr T Barlow
15, Riverdale
River

Hon. ASSISTANT SHOW SECRETARY: Reece Jaconelli

CHILDREN'S OFFICER: Trudy Burrows

COMMITTEE: Mrs D Buckland Mrs C Buttifint Mr K Warren Mrs J Warren

NOTES TO EXHIBITORS

DEFINITION OF DAFFODILS

- TRUMPET.** The Trumpet as long as or longer than the perianth segments (petals.)
- LARGE CUP.** The cup is more than one third but less than equal length of the perianth segment.
- SMALL CUP.** The cup is less than one third length of the perianth segment.

FLORAL ART

Flowers may be brought for use in floral art.

- EXHIBIT.** This is plant material with or without accessories.
- ARRANGEMENT.** This is plant material without accessories.
- ACCESSORY.** This word defines anything other than material used in the Exhibit not including base drapes.
- BRACTS.** May be used as flowers or foliage.
- PETITE ARRANGEMENT.** Size 22 X 22 X 22cm
- MINIATURE ARRANGEMENT.** Size 10 X 10 X 10cm
- BEGINNERS.** Entrants who have not won more than three first prizes in floral art.

COOKERY

Standard plain jam jars must be used for jam and marmalade, **label on jar** stating content and **date preserved**, cover with **cellophane top** or **plain screw top**.

Bottles must be clear glass.

*** All cakes to be presented on a plate with a doily (supplied).**

**** Flans to be removed from tins.**

SPRING SHOW
SATURDAY 30th MARCH

The rules governing this show are as printed on page 6

AWARDS

Photography Cup: Most points in Section A

Gill Cup: Most points in Section C (Flowers)

John Grantham Cup: Best Exhibit in Section C (Flowers)

Marjorie Holliman Shield: Best Exhibit in Classes 10-17

National Daffodil Society Medal: Most points in Classes 10 -18

Daffodil Trophy: Best Pot of Society Bulbs Class 29

Campion Cup: Most points in Section D (Floral Art) (Classes 30, 31)

Beginners Floral Art Cup: Best Exhibit in Class 32

Loader Cup: Most points in Section E (Cookery)

E. Pankhurst Memorial Salver: Best Exhibit Craft (Class 42)

Children's Spring Cup: Most points in Section F (Class 43, 44, 45, 46)

Rosette for Best in Show: In Section F (Class 43, 44, 45, 46)

Online entry form:- www.tedpa.club/entry-form

SECTION A. Photography

OPEN TO NON-MEMBERS

Max 13 X 18cm, shown unframed

- 1 "Blossom Bliss"
- 2 "Black & White"
- 3 Springtime Macro
- 4 "Street Life"

SECTION B. Vegetables

MEMBERS ONLY

- 5 2 Leeks (leave small fan of foliage)
- 6 Bunch of Spring Greens
- 7 1 Cabbage (leave short stump)
- 8 3 Sticks Rhubarb (leave 8cm leaf)
- 9 Any 1 Vegetable not listed above

SECTION C. Flowers**MEMBERS ONLY****Association's vases must be used**

- 10 3 Trumpet Daffodils
- 11 3 Large Cup Daffodils
- 12 3 Small Cup Daffodils
- 13 3 Double Daffodils
- 14 3 Mixed Daffodils and/or Narcissi
- 15 3 Multi-headed Daffodils
- 16 1 Specimen Daffodil
- 17 3 All White Daffodils
- 18 3 Miniature Daffodils
- 19 3 Stems of Hellebores
- 20 3 Stems Polyanthus/Primulas (multi-headed)
- 21 3 Stems Wallflowers
- 22 3 Pansies (board supplied)
- 23 Vase of Spring Flowers
- 24 3 Stems of Flowering Shrub
- 25 1 Pot/Bowl of Bulbs - max pot size 23cm
- 26 1 Pot Plant - Flowering - max pot size 23cm
- 27 1 Pot Plant - Foliage - max pot size 23cm
- 28 1 Pot of Amaryllis/Orchid - max pot size 23cm
- 29 3 Society Bulbs in 18cm pot

SECTION D. Floral Art**MEMBERS ONLY**

- 30 "Easter Time" an Exhibit - Max 45cm
- 31 "Take 5 Spring Flowers" an Exhibit - Max 45cm
- 32 **Beginners:** A Basket of Spring Flowers

SECTION E. Cookery**OPEN TO NON-MEMBERS**

- 33 *A Sponge decorated for Easter - approx 7"/20cm (use own recipe)
- 34 3 Easter Biscuits recipe supplied Pg 6
- 35 3 Hot Cross Buns (use own recipe)
- 36 Easter Tea Bread recipe supplied Pg 6

* **Cakes to be presented on a plate with doily (supplied)**** **Flans to be removed from tin**

SECTION E. Cookery**OPEN TO NON-MEMBERS**

- 37 Soft fruit Jam - Approx. 500g Jar
 38 Stone fruit Jam - Approx. 500g Jar
 39 Marmalade - Approx. 500g Jar
 40 Jar of Chutney/Pickle
 41 A Bottle Lemon Barley Water 0.25 - 0.50L (recipe supplied, see below)

CRAFT FOR ADULTS**OPEN TO NON-MEMBERS**

- 42 **An item of craft**

SECTION F. Children UP TO 15 YEARS OLD**OPEN TO NON-MEMBERS****Prizes: 1st - £3 2nd - £2 3rd - £1****ALL EXHIBITS TO BE THE BONA-FIDE WORK OF THE ENTRANT**

- 43 A Potato/vegetable print picture. Max A4. 6 years and under
 44 3 Edible Easter Nests with eggs or chicks. 7-15 years
 45 Spring Flowers in a jam jar. Up to 15 years
 46 **Photography:** "A photo of Spring" Max 13 X 18cm. Up to 15 years

BROWNIE'S ENTRY**OPEN TO NON-MEMBERS**

- 47 3 Fairy Cakes - decorated in an Easter Bunny design

SCHOOL ENTRIES:

A picture of a Daffodil - any media, Max A4

.....

Recipe - Spring Show**Class 41: Lemon Barley Water**

50g Pearl Barley
 850ml Cold water

1 Lemon
 2 Tblsp sugar

Method

Put pearl barley in saucepan with water & 1 or 2 pieces of lemon peel
 Simmer for approx. 1 hour
 Strain barley water into jug and stir in sugar and juice of lemon
 Leave to cool. Dilute to taste.

6

Definition Of Daffodils

The easiest way to decide which size a daffodil is, is to bend a petal alongside the cup and compare the length of one to the other

Trumpet

One flower per stem; the trumpet as long as or longer than the perianth segments (petals)



Large Cup

One flower per stem, the cup is more than one-third but less than equal to the length of the perianth segments (petals)



Small Cup

One flower per stem, the cup is not more than one-third the length of the perianth segments (petals)



Doubles

One or more flowers to a stem



Recipe - Spring Show

Class 34: Easter Biscuits

75g butter 75g caster sugar 1 egg yolk Pinch mixed spice 50g currants
15g mixed peel (optional) 175g plain flour sifted A little milk

Glaze 1 egg white caster sugar

Heat oven 180C/350F/160Fan/Gas 4. Soften butter, add sugar, cream the mixture until light & fluffy. Add egg yolk, spice, peel (if using) and flour mix to a soft dough with milk. Roll out dough thinly and cut into 3" rounds. Place on a greased baking sheet, bake for 15-20mins. After 10mins brush with the egg white, sprinkle with caster sugar. Return to oven until light golden brown, cool on a wire rack.

Class 36: Easter Tea Bread

250g plain flour 1tsp baking powder 1 tbsp apricot jam 1 tsp bicarb of soda
1tsp mixed spice 150ml milk 125g butter - cut into small cubes 100g muscovado sugar
250g mixed dried fruit 150g ready-made marzipan

Preparation time: 20 mins Cooking time: 60mins

Preheat oven 180C/350F/160Fan/Gas 4. Grease and line 1kg loaf tin with baking parchment. Sift flour, baking powder, bicarbonate of soda, spice into large bowl. Add butter and rub until it resembles fine breadcrumbs. Stir in sugar & dried fruit. Add milk and mix to a soft consistency. Spoon half the mixture into the tin, pull off small chunks of marzipan and make a layer of them over the cake mixture but not right to the edges. Spoon over rest of mixture, smoothing the surface. Bake for 1 hour until well risen and firm to the touch. Cover with foil for the last 15mins, if needed. Cool in the tin for 10mins then run a palette knife around the edges, incase any marzipan has stuck to the tin, remove the loaf and put on cooling rack. Heat the jam with 1 tbsp of water until just boiling, mix well and then brush the glaze over the warm loaf. Leave to cool.

SUMMER SHOW

SATURDAY 20th JULY

The rules governing this show are as printed on page 6

AWARDS

Stanley Cup: Most points in Show

Banksian Medal: Presented by the R.H.S. for most points in Horticultural classes
(excluding winners: 2022 Trevor Barlow & 2023 Keith Warren)

Ladies Cup: Most points awarded to a lady exhibitor

C. D. Young Cup: Most points awarded in Section B & C (Vegetables & Flowers)

Price Cup: Best exhibit in Section B (Vegetables)

Garden News Shield: Most points awarded for starred items in Section B

Coronation Cup: Best exhibit in Section C (except Classes 22, 25, 28, 34, 35)

Frank Spencer Rose Bowl: Best exhibit in Class 22 (1 Specimen Rose)

Reg. Groombridge Memorial Cup: Best exhibit in Class 25 (Pansies)

W. A. Stacey Memorial Cup: Best exhibit Class 28 (Vase of Mixed Sweet Peas, 6 spikes)

Jorgensen Cup: Best exhibit in Class 34 (Vase of Mixed Cut Flowers)

Russell Memorial Cup: Best exhibit in Class 35 (Pot Plant - Flowering)

Tussie Mussie Trophy: Best exhibit in Class 39

Sharp Cup: Most points awarded in Section D (Floral Art Classes 40, 41)

Jubilee Cup: Best exhibit in Section D (Floral Art)

Beginners Floral Art Cup: Best exhibit in Class 42 (Floral Art)

Walter Banks Memorial Cup: Most points awarded in Section E (Cookery)

Junior Summer Cup: Most points in Section F (Classes 52, 53, 54, 55)

Rosette for Best in Show: in Section F (Classes 52, 53, 54)

Charles Wright Memorial cup: Best exhibit in Class 56 (Children's Floral Art)

Interschool Gardening Shield: Most points awarded in Section G

Online entry form:- www.tedpa.club/entry-form

SECTION A. Fruit

MEMBERS ONLY

Plates must be used if provided

Soft fruit should always be exhibited with a stalk

- 1 5 Bunches of Blackcurrants
- 2 5 Striggs of Redcurrants
- 3 9 Gooseberries
- 4 9 Raspberries
- 5 Any Fruit not listed above - eg 9 Blueberries on a plate

SECTION B. Vegetables**MEMBERS ONLY**** Garden News Shield for highest number of points awarded for starred items in this section*

- 6* 3 Potatoes - White
- 7 3 Potatoes - Coloured
- 8* 7 Pods of Peas
- 9 7 Pods of Broad Beans
- 10* 7 Runner Beans
- 11 9 Dwarf Beans
- 12* 3 Carrots with 5cm tops
- 13* 3 Beetroot with 5cm tops
- 14 1 Cabbage (with short stump)
- 15 2 Courgettes, 10 -15cm
- 16 1 Cucumber - greenhouse grown
- 17 2 Lettuce - any variety
- 18 5 Tomatoes - Round
- 19 9 "Cherry" type Tomatoes - Round
- 20 Any 1 Vegetable not listed above
- 21 3 Assorted Salad items - quantity un-specified

SECTION C. Flowers**MEMBERS ONLY****Association's vases must be used**

- 22 1 Specimen Rose
- 23 3 Stems of Roses
- 24 3 Stems of Dianthus
- 25 5 Pansies or Violas (board supplied)
- 26 1 Specimen Spike Gladioli
- 27 Vase of 3 Spikes Gladioli
- 28 Vase of Mixed Sweet Peas, 6 spikes
- 29 2 Vases of Dahlias, 3 blooms each of 2 varieties
- 30 Vase of Mixed Dahlias, not exceeding 9 blooms
- 31 Vase of Annuals, 1 kind
- 32 Vase of Mixed Annuals
- 33 Vase of Mixed Perennials
- 34 Vase of Mixed Cut Flowers
- 35 1 Pot Plant - Flowering (Excluding Orchid) max pot size 23cm
- 36 1 Pot Plant - Foliage max pot size 23cm
- 37 1 Pot Plant Orchid max pot size 23cm
- 38 1 Cactus/Succulent max pot size 23cm

SECTION D. Floral Art**MEMBERS ONLY**

- 39 A Tussie Mussie - A posy of Herbs and Flowers
 40 "Table Arrangement for a Wedding" - An Exhibit - Max 45cm
 41 Posy for a small Bridesmaid.
 42 **Beginners:** Corsage for the Grooms Mother

SECTION E. Cookery**OPEN TO NON-MEMBERS**

- 43 * Light Fruit Cake - recipe supplied Pg 14 (Mixed peel, optional)
 44 5 Butterfly Cakes (use own recipe)
 45 5 Cheese Scones (use own recipe)
 46 3 White Round Rolls- using 500g dough (use own recipe)
 47 Soft fruit Jam - Approx. 500g Jar
 48 Jelly Preserve - Approx. 250g Jar
 49 Marmalade - Approx. 500g Jar
 50 Lemon Curd - Approx. 250g Jar
 51 A bottle of Elderflower Cordial 0.25-0.5L Recipe supplied, page 14

* **All cakes to be presented on a plate with a doily (supplied)**

** **Flans/tarts/quiches to be removed from tins**

SECTION F. Children UP TO 15 YEARS OLD**OPEN TO NON-MEMBERS**

Prizes: 1st - £3 2nd - £2 3rd - £1

ALL EXHIBITS TO BE THE BONA-FIDE WORK OF THE ENTRANT

- 52 A Finger Painting. Max A4 - any media. - 6 years and under
 53 An Edible Necklace. 7 -15 years
 54 3 longest Runner Beans (combined length is winner) - Up to 15 years
 55 **Photography:** "A Close up of a Flower" - Up to 15 years
 56 **Floral Art:** A Basket of Summer Flowers (Can be in oasis)

BROWNIE'S ENTRY**OPEN TO NON-MEMBERS**

- 57 Needlecraft - a simple design on Binca or equivalent

SECTION G. Inter-School Competition

- 58 1 Seed Tray (provided) with up to 4 different types of produce (3 of each)

TIMETABLE FOR SHOWS:**9am - 10:45am** Entries to be staged**11am** Judging commences**2pm** Open to the public**Prize giving, Auction, Raffle****Please bring a plant for the Sales table!****RULES**

- 1 Only **one** entry from any **one** garden in each class is allowed.
- 2 The Committee reserves the right to visit Exhibitors gardens from which the produce has been entered, before or after the Show.
- 3 All exhibits, must have been grown by the Exhibitor except in Photography, Handicraft, Floral Art, Cookery and Pot Plants classes. Pot Plants must have been in the Exhibitors possession for at least 3 months.
- 4 Entries in the Open Classes are open to residents in the surrounding area (with discretion.)
- 5 The decision of the Judges shall be final. Any complaints must be made to a committee member prior to prize giving.
- 6 The Judges are instructed not to award prizes where exhibits are of insufficient merit
- 7 All horticultural exhibits judged by Royal Horticultural Society rules.
- 8 Photos shown unframed, Max 13 X 18cm taken using a digital camera or film, in Colour or B/W unless stated, judging based on quality of composition and focus. Max 1 entry in each class per person, must be taken by exhibitor.
- 9 * Cakes to be presented on a plate with a doily.
** Flans to be removed from tins.
- 10 Prize Money: For Children only: £3, £2, £1 except where otherwise stated.
- 11 Exhibits not for competition are welcome. All exhibits not cleared immediately after prize-giving will be sold for the benefit of the Association. No exhibit may be removed until after prize-giving.
- 12 **All entry forms** to Mrs B Jaconelli, Chestnut Tree Cottage, Crabble Avenue, River by **9pm on Wednesday before each Show.**
- 13 **ALL CUPS** are to be returned to the Show Secretary **NO later than 6pm one week before each show to: Chestnut Tree Cottage, Crabble Avenue, River.**
- 14 Please keep a record of the classes you have entered.
EXHIBITS MUST NOT BE REMOVED BEFORE 4:00pm
- 15 All exhibits not removed by exhibitor will be sold for the benefit of the association.

Online entry form:- www.tedpa.club/entry-form**General Enquiry Email: Info.TEDPA@gmail.com**

AUTUMN SHOW**SATURDAY 7th SEPTEMBER**

The rules governing this show are as printed on page 6

AWARDS

Bailey Cup: Most points in the Show

Anne Browne Memorial Cup: Most points in Section B (Vegetables)

Alice Saunders Cup: Best exhibit of Shallots in Class 15

Arthur Holliman Cup: Best exhibit in Section B (Vegetables) excluding Classes 15, 24

National Vegetable Society Medal & Certificate: Best exhibit in Class 25

John Philpott Trophy & Bronze Certificate: Best Specimen Dahlia Class 26

National Dahlia Society Medal: Best Exhibit Class 26-30

Hetty Dyer Cup & Silver Certificate: Best exhibit in Class 27 (Decorative Dahlias)

Charles Hedgecock Cup: Best Chrysanthemum in Class 33

Kate Terry Shield: Best exhibit in Class 40 (Pot Plant - Foliage)

Delia Baldwin Memorial Cup: Most points in Floral Art (Section D) Classes 42 & 43

Rosette for Best in Show: in Section F (Children's classes 53, 54)

Green Finger Shield: For Largest Sunflower Head grown by a child (Class 55)

Percy Parks Memorial Shield: Best kept Allotment

Best Kept Small Plot Shield

Frank Pain Memorial cup: Most aggregate points in Section B (Veg) in all 3 shows

Cookery Cup: Most aggregate points Section E in all 3 shows

Children's Cup: Most aggregate points in Section F in all 3 shows

Jaconelli Shield: Most aggregate points in Junior Photography in all 3 shows

Online entry form:- www.tedpa.club/entry-form

SECTION A. Fruit**MEMBERS ONLY****Plates must be used if provided**

Fruit should always be exhibited with a stalk

- 1 3 Apples - Culinary
- 2 3 Apples - Dessert
- 3 3 Pears - Culinary
- 4 3 Pears - Dessert
- 5 5 Cultivated Blackberries
- 6 5 Raspberries
- 7 5 Plums / Damsons
- 8 Any fruit not listed above - eg 9 Blueberries on a plate

SECTION B. Vegetables**MEMBERS ONLY**

- 9 3 Potatoes, White
- 10 3 Potatoes, Coloured
- 11 3 Parsnips with 5cm tops
- 12 3 Onions - sets/seeds under 225g
- 13 3 Onions - sets/seeds over 225g
- 14 9 Onions - pickling not exceeding 2.5cm in diameter
- 15 9 Shallots
- 16 2 Leeks with tops suitably tied
- 17 3 Carrots with 5cm tops
- 18 3 Beetroots with 5cm tops
- 19 2 Courgettes 10-15cm
- 20 5 Runner Beans
- 21 9 "Cherry" type Tomatoes - Round
- 22 5 Tomatoes - Round
- 23 1 Wonky Vegetable
- 24 Any 1 Vegetable not listed above
- 25 Box of 4 different Vegetables - List on request (Box Supplied)

SECTION C. Flowers**MEMBERS ONLY****Association's vases must be used**

- 26 1 Specimen Dahlia
- 27 3 Decorative Dahlias
- 28 3 Pom Pom Dahlias
- 29 3 Cactus Dahlias
- 30 3 Ball Dahlias
- 31 A Dahlia in Frame (supplied) - Lady exhibitors
- 32 A Dahlia in Frame (supplied) - Gentlemen exhibitors
- 33 3 Spray Chrysanthemums
- 34 Vase of Mixed Flowers- not Dahlias/Chrysanthemums
- 35 3 Stems of Hydrangeas
- 36 3 Zinnias
- 37 5 Fuschia Heads - 2 varieties or more (board supplied)
- 38 1 Pot grown Fuchsia max pot size 23cm
- 39 1 Pot Plant - Flowering max pot size 23cm
- 40 1 Pot Plant - Foliage max pot size 23cm
- 41 1 Cactus/Succulent max pot size 23cm

SECTION D. Floral Art**MEMBERS ONLY**

- 42 "Autumn Glory" include berries & seed-heads - Exhibit. Max 45cm
 43 "Halloween" Exhibit. Max 45cm
 44 **Beginners:** Autumn Flower Arrangement. Max 45cm

SECTION E. Cookery**OPEN TO NON-MEMBERS**

- 45 An Apple Cake - approx 7" (use own recipe)
 46 5 Flapjacks (use own recipe)
 47 5 Lemon Syrup Bars recipe on pg 14
 48 A White Cottage Loaf - using 500g dough (use own recipe)
 49 Soft fruit Jam - Approx. 500g Jar
 50 Stone fruit jam - Approx. 500g Jar
 51 Jelly Preserve - Approx. 250g Jar
 52 Jar of Pickle Onions or Shallots or Cabbage
 * **All cakes to be presented on a plate with a doily (supplied)**
 ** **Flans/tarts/quiches to be removed from tins**

SECTION F. Children UP TO 15 YEARS OLD**OPEN TO NON-MEMBERS**

Prizes: 1st - £3 2nd - £2 3rd - £1

ALL EXHIBITS TO BE THE BONA-FIDE WORK OF THE ENTRANT

- 53 A Seaside picture using shells. Max size A4. 6 years & under
 54 A Mini Garden in a Seed Tray. 7-15 years
 55 Largest Sunflower Head grown in your garden - Up to 15 years (Dead or Alive!)
 56 **Photography:** "A Spider in a Web" - Up to 15 years

BROWNIE'S ENTRY

- 57 Pressed Flowers on a Post Card size card

Recipes - Summer Show

Class 43: Light Fruit Cake

100g Margarine 100g Caster sugar 2 large eggs 225g SR flour
Pinch of salt 225g Dried fruit 50g Mixed peel (Optional) 6 tbs milk

Cream margarine & sugar until light and fluffy, beat in eggs separately, add sifted flour and salt, lightly stir in fruit and add milk to a dropping consistency, put into a greased, floured and bottom lined 7" tin and bake for 1-1¼ hours in centre of oven 350F/180C/160Fan/Gas Mk 4

Class 51: Elderflower Cordial

30 Heads of Elderflowers picked on a sunny day.

1Kg Sugar.

25g Citric acid.

2 Oranges roughly chopped.

2 Lemons roughly chopped.

Rinse flowers. Mix together in large jar, pour 2.25L of boiling water over, stir well. Cover for two days, stir occasionally. Strain, bottle, dilute to taste. Store in a cool place.


Recipe - Autumn Show

Class 47: 5 Lemon Syrup Bars


100g Soft margarine 175g Caster Sugar 175g S/R flour 2 beaten eggs
5Tbsp milk Grated rind & juice 1 lemon 75g Icing sugar

Heat oven 180C/350F/160Fan/Gas 4 Grease 7"x11" tin
Put margarine, flour, eggs, milk & lemon rind into a bowl, beat until well blended. Spoon mix into tin bake for 15-20mins until firm. Meanwhile mix icing sugar with lemon juice. Remove sponge from oven, prick all over with a skewer. Spoon lemon juice over sponge, leave to cool in tin, cut into fingers when cold.


Pompon




Cactus




Semi- Cactus




Decorative



Ball



Water Lily



WEBSITE: www.tedpa.club

Why not take a look at our website for details of upcoming Events, entry forms for shows, schedule, news and more?

Online entry form:- www.tedpa.club/entry-form

ELECTRONIC SCHEDULES

Our Show Schedules will be made available on our website for you to Download for Free.

FACEBOOK GROUP

We have a strong presence on Social Media, especially for our members and supporters to interact with each other, share ideas, tips, photos, questions and anything Gardening, Cooking and Craft related. Come and join us by searching with the following links:

[https://www.facebook.com/
TempleEwellDistrictProduceAssociation](https://www.facebook.com/TempleEwellDistrictProduceAssociation)

<https://www.facebook.com/groups/TEDPACommunity>